
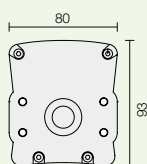

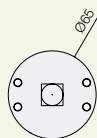
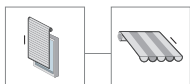


# SHOWIN S59

- Rilevamento ostacoli | *Obstacle detection*
- Servizio | *Type of service* S2 - 4 min
- Temp min-max -5°C / +50°C

IP44



## SHOWIN S59 $\varnothing$ 59mm

Article	Type	Product code	230 Vac	Config pag 34-35	Max load Carico	Torque speed Coppia	Rpm speed Velocità	Power	Parallel connect	Lenght	Weight	Pieces
S59 80N	SM	MS59 SM 80H 0B 00	1,43 A	■	125 Kg	80	15	330W	No	585 mm	5,70 Kg	1
S59 100N	SM	MS59 SM 0AH 0B 00	1,52 A	■	165 Kg	100	9	340W	No	585 mm	5,70 Kg	1
S59 80N M/S	MM	MS59 MM 80H 0B 00	1,43 A	■	125 Kg	80	15	330W	No	695 mm	5,95 Kg	1
S59 100N M/S	MM	MS59 MM 0AH 0B 00	1,52 A	■	165 Kg	100	9	340W	No	695 mm	5,95 Kg	1


**SM** Finecorsa meccanico  
Mechanical limit switch

**MM** Finecorsa meccanico e manovra di soccorso  
Mechanical limit switch and manual overdrive

## SHOWIN S59 Accessories

### STAFFA DI SUPPORTO / SUPPORT BRACKET

MS59 AS 03N 0G 00  
Staffa di supporto max 100Nm interasse 48 mm - Zincato Bianco  
Support bracket, max 100Nm centre distance 48 mm - White Galvanized



### STAFFA DI SUPPORTO / SUPPORT BRACKET

MS59 AP 01N 0B 00  
Puleggia/corona per tubo ottagonale  $\varnothing$ 70  
Male/female adapter for  $\varnothing$ 70 mm octagonal tube



### STAFFA DI SUPPORTO / SUPPORT BRACKET

MS59 AS 04N 0G 00  
Staffa di supporto quadrata - Zincato Bianco  
Square section support bracket - White Galvanized



### STAFFA DI SUPPORTO / SUPPORT BRACKET

MS59 AP 02N 0B 00  
Puleggia/corona per ogiva  $\varnothing$ 78  
Male/female adapter for  $\varnothing$ 78 mm tube with groove

