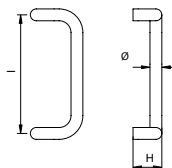


## 2200 INOX



Ambidestro  
ambidextrous  
ambidextre  
beidhändig



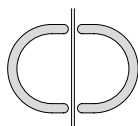
Fissaggi vedi pag. 204  
Fixings - page 204  
Fixations voir - page 204  
Befestigung siehe - seite 204

CODICI 24 ORE			Ø	l	H	B		
2-2141-015	inox/st-steel	pvd	25	200	70	126	2	1,3
2-2146-010	inox/st-steel	satinato	25	350	70	126	2	1,7
2-2164-009	inox/st-steel	lucido	30	300	85	145	2	1,6
2-2164-010	inox/st-steel	satinato	30	300	85	145	2	1,6
2-2166-010	inox/st-steel	satinato	30	350	85	145	2	1,8
2-2182-010	inox/st-steel	satinato	35	350	85	145	2	2,0
2-2182-015	inox/st-steel	pvd	35	350	85	145	2	2,0
2-2186-010	inox/st-steel	satinato	35	650	85	145	2	3,0

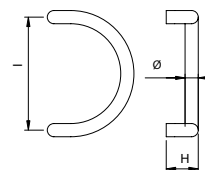
Categoria commerciale: 4D

SPECIALI			Ø	l	H	B
SP-2200-Ø-I	Inox	Lucido	su richiesta	su richiesta	su richiesta	su richiesta
SP-2200-Ø-I	Inox	Satinato	su richiesta	su richiesta	su richiesta	su richiesta
SP-2200-Ø-I	Inox	PVD	su richiesta	su richiesta	su richiesta	su richiesta

## 2600 INOX



Ambidestro  
ambidextrous  
ambidextre  
beidhändig



Fissaggi vedi pag. 204  
Fixings - page 204  
Fixations voir - page 204  
Befestigung siehe - seite 204

CODICI 24 ORE			Ø	l	H	B		
2-6165-010	inox/st-steel	satinato	30	300	85	225	2	1,8
2-6165-015	inox/st-steel	pvd	30	300	85	225	2	1,8
2-6167-010	inox/st-steel	satinato	30	350	85	245	2	2,0
2-6183-010	inox/st-steel	satinato	35	300	85	230	2	2,0
2-6185-010	inox/st-steel	satinato	35	350	85	260	2	2,3
2-6185-015	inox/st-steel	pvd	35	350	85	260	2	2,3

Categoria commerciale: 4D